

Peterborough District Figures

Peterborough is the fourth fastest growing city in the UK. The city's industrial origins, first in brickmaking, and then manufacturing, have laid the foundations for a dynamic business environment. Peterborough has a long history in high-tech manufacturing, and large firms such as Caterpillar have engineering bases there. There is also strong employment in Property and Finance. University of Peterborough will be opening its doors to students in 2022, bringing more employment to the area and continually improving its skill supply.

The population of Peterborough

Population
202,259



Number of people
of working age
124,823



Source: ONS 2019 Mid year population estimates

Number of people who are economically active

53,700
Males

44,800
Females

98,500
In Total

Source: Annual population survey : Oct 2019-Sep 2020

Number of people in employment

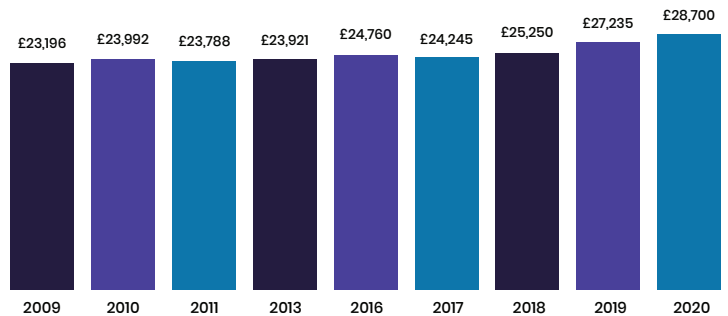
92,900
People in employment

75%
Percentage in employment

124,300
Total number of people

Source: Annual population survey : Oct 2019-Sep 2020

Annual Gross Pay averages



Source: Annual survey of hours and earnings - resident analysis

8,900 Number of people employed by occupation

Managers, Directors and Senior Officials

Source: Annual survey of hours and earnings - resident analysis

16,800
Professional Occupations

14,700
Associate Prof & Tech Occupations

8,000
Administrative and Secretarial Occupations

8,800
Skilled Trades Occupations

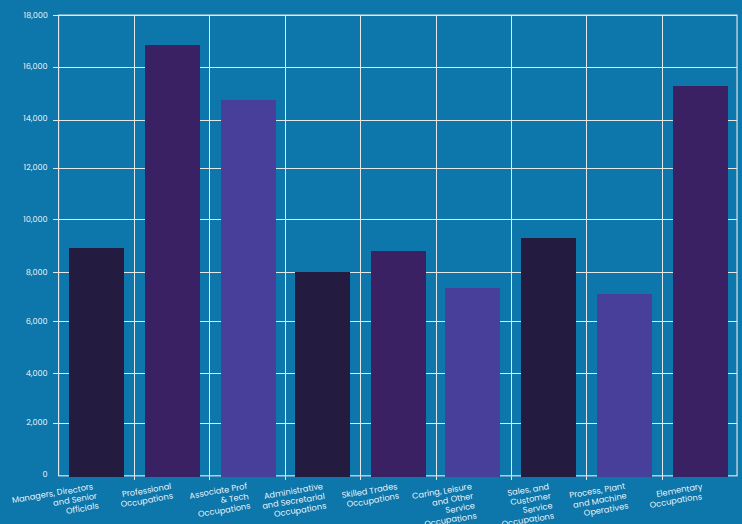
7,300
Caring, Leisure and Other Service Occupations

9,300
Sales and Customer Service Occupations

7,100
Process, Plant and Machine Operatives

15,200
Elementary occupations

Number of people employed by occupation



Employment by enterprise size



6,745

Micro (0 to 9)



605

Small (10 to 49)



130

Medium-sized (50 to 249)



45

Large (250+)

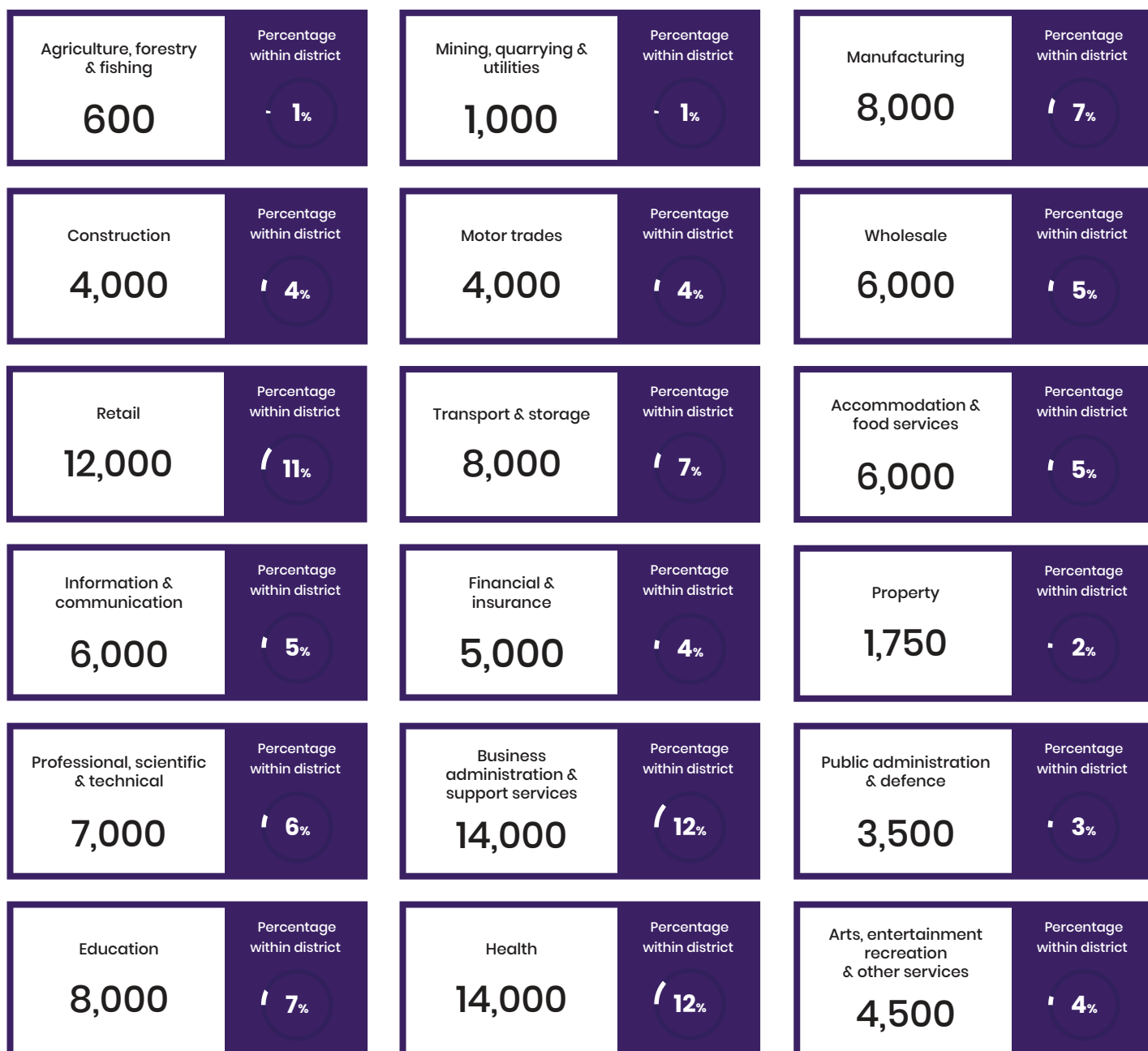


7,525

In Total

Source: UK Business Counts 2020

Numbers for employment within Sectors



Source: Business Register and Employment Survey 2019